



### District Report Card: 2017


|                            |                             |
|----------------------------|-----------------------------|
| <b>State:</b> Chhattisgarh | <b>District:</b> Narayanpur |
| <b>Class:</b> 5            | <b>Subject:</b> Language    |
| <b>Schools:</b> 52         | <b>Students:</b> 666        |


### Participation/Coverage


#### Students

| <b>GENDER</b><br> | Boys   |       | Girls  |       |
|--|--------|-------|--------|-------|
|  | Number | %     | Number | %     |
|  | 396    | 59.46 | 270    | 40.54 |

| <b>AREA</b><br> | Rural  |       | Urban  |      |
|---|--------|-------|--------|------|
|   | Number | %     | Number | %    |
|   | 618    | 92.79 | 48     | 7.21 |

| <b>CATEGORY</b><br> | SC     |      | ST     |       | OBC    |      | GEN    |      |
|--|--------|------|--------|-------|--------|------|--------|------|
|  | Number | %    | Number | %     | Number | %    | Number | %    |
|  | 24     | 3.60 | 569    | 85.44 | 63     | 9.46 | 10     | 1.50 |

| <b>CWSN</b><br> | LD | VI | HI | S&LD | ID | Oth |
|--|----|----|----|------|----|-----|
|  | 2  | 5  | 0  | 0    | 0  | 1   |

| <b>Management</b><br> | Government |       | Government-aided |       |
|--|------------|-------|------------------|-------|
|  | Number     | %     | Number           | %     |
|  | 594        | 89.19 | 72               | 10.81 |

### Average Performance of Students in Language (%)

| Overall | Gender |        | Area  |       | Management |       | Social Group |       |       |       |
|---------|--------|--------|-------|-------|------------|-------|--------------|-------|-------|-------|
|         | Male   | Female | Rural | Urban | Govt.      | Aided | SC           | ST    | OBC   | GEN   |
| 55.58   | 53.33  | 58.86  | 56.03 | 49.72 | 56.87      | 44.91 | 70.83        | 55.34 | 51.96 | 55.33 |

## Performance on Learning Outcomes (LOs)

| Learning Outcomes | Description  | Average Performance(%) |
|-------------------|--|------------------------|
| L504              | Reads and comprehends independently storybooks, news items/ headlines, advertisements etc. | 53.57                  |
| L508              | Reads text with comprehension, locates details and sequence of events                      | 56.58                  |

| Range of Performance of Students who Answered Correctly |       |           |       |           |       |           |       |
|---|-------|-----------|-------|-----------|-------|-----------|-------|
| Below 30%   |       | 30% - 50% |       | 50% - 75% |       | Above 75% |       |
| Number  | %     | Number    | %     | Number    | %     | Number    | %     |
| 87  | 13.06 | 188       | 28.23 | 276       | 41.44 | 115       | 17.27 |

## Lowest Performing Learning Outcomes (LOs)

- 1 - Reads and comprehends independently storybooks, news items/ headlines, advertisements etc. (53.57)
- 2 - Reads text with comprehension, locates details and sequence of events (56.58)